



MODUS



sign & design

MODUS_Lifestyle

Modus ponens (dal latino modo che afferma) è una semplice valida regola d'inferenza. Se, allora Q. / P. / Quindi, Q. Questa forma di deduzione ha due premesse: la prima è l'asserzione condizionale, cioè P. implica Q. La seconda premessa è che P, l'ipotesi dell'asserzione condizionale sia vera. Da queste due premesse si può logicamente dedurre che Q, a conseguenza nell'affermazione condizionale deve essere vera. Il seguente è un esempio di argomentazione nella forma modus ponens: **Se piove la strada è bagnata / Piove / Allora la strada è bagnata.** ● In logic modus ponendo ponens (Latin: mode that affirms by affirming) is a valid simple argument form. If P than Q. / P. / Therefore, Q. The argument form has two premises. The first premise is the "if then" or conditional claim, namely that P implies Q. The second premise is that P the antecedent of the conditional claim is true. From these two premises it can be logically concluded that Q the consequent of the conditional claim, must be true as well. Here is an example of an argument that fits the form modus ponens. If it rains the street is wet. / It rains. / Therefore the street is wet.



MODUS_Legno





140SC



44SC



MODUS_Serie 1



150SC



150SC





54SC



50SC

MODUS_Serie 2





60SG



64FB



MODUS_Operativa





610SC



616SC



616SRG



610SRG





MODUS_Visitatore



522B



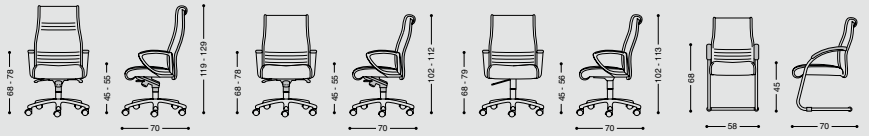
516FG



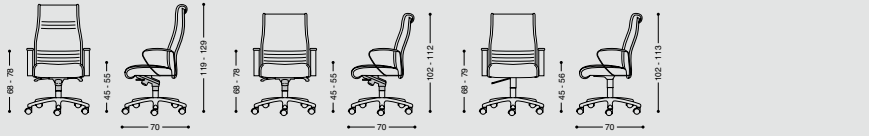
512C

MODUS

MODUS LEGNO

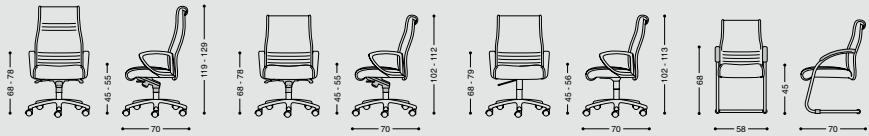


- 40SB/G/C
- 44SB/G/C
- 44FB/G/C
- 42B/G/C

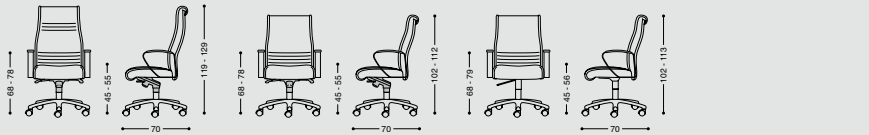


- 140SB/G/C
- 144SB/G/C
- 144FB/G/C

MODUS SERIE 1

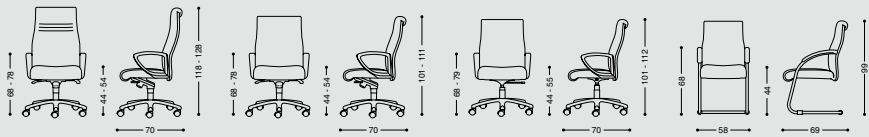


- 50SB/G/C
- 54SB/G/C
- 54FB/G/C
- 52B/G/C



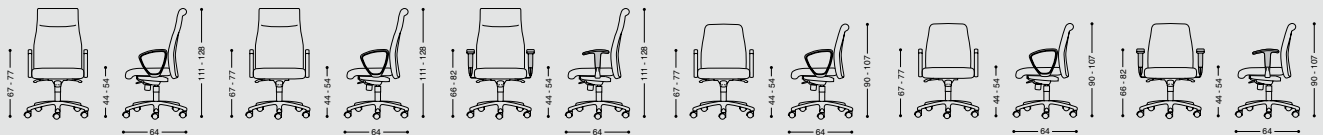
- 150SB/G/C
- 154SB/G/C
- 154FB/G/C

MODUS SERIE 2

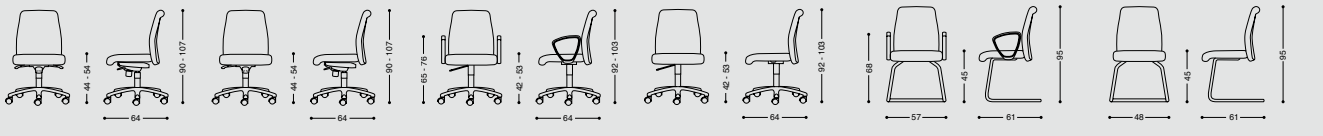


- 60SB/G/C
- 64SB/G/C
- 64FB/G/C
- 62B/G/C

MODUS OPERATIVA 1

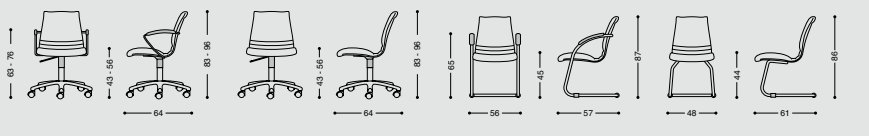


- 610S/B/G/C
- 610T/B/G/C
- 610SR/B/G/C
- 616S/B/G/C
- 616T/B/G/C
- 616SR/B/G/C

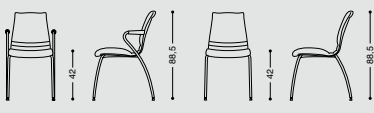


- 618S/B/G/C
- 618T/B/G/C
- 616FB/B/G/C
- 618FB/B/G/C
- 612B/G/C
- 619B/G/C

MODUS VISITATORE



- 516F/B/G/C
- 518F/B/G/C
- 512B/G/C
- 519B/G/C



- 522B/G/C
- 511B/G/C

1335

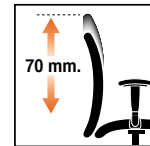
La collezione "Modus" è dotata di attestazione di conformità al D.lgs. n° 626/94 e soddisfa i requisiti della Normativa Europea EN 1335 classe B con supporto lombare regolabile.

"Modus" collection range is in compliance with D.L. 626/94 and satisfies the European Normes EN 1335 class "B" with adjustable lumbar support.

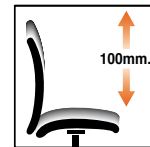


5_anni di garanzia

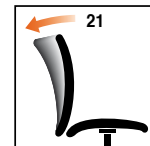
NB: i codici riportati all'interno del catalogo non sono comprensivi di opzioni.
NB: references shown on catalogue do not include eventual options



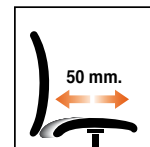
Regolazione altezza schienale
Back height adjustment




Regolazione altezza sedile
Seat height adjustment



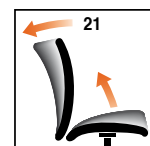
Contatto permanente
Permanent contact



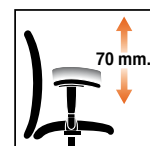
Regolazione profondità sedile
Seat depth adjustment



Taratura della spinta
Weight tension adjustment



Meccanismo syncro
Synchro mechanism



Regolazione altezza dei braccioli
Arms height adjustment

ARREDISPD S.r.l. - 20020 MISINTO (MB) ITALY - VIA DEI GUASTI, 5 - t. +39 02 96329503 - f. +39 02 96329532 - www.arredispd.com - info@arredispd.com

